



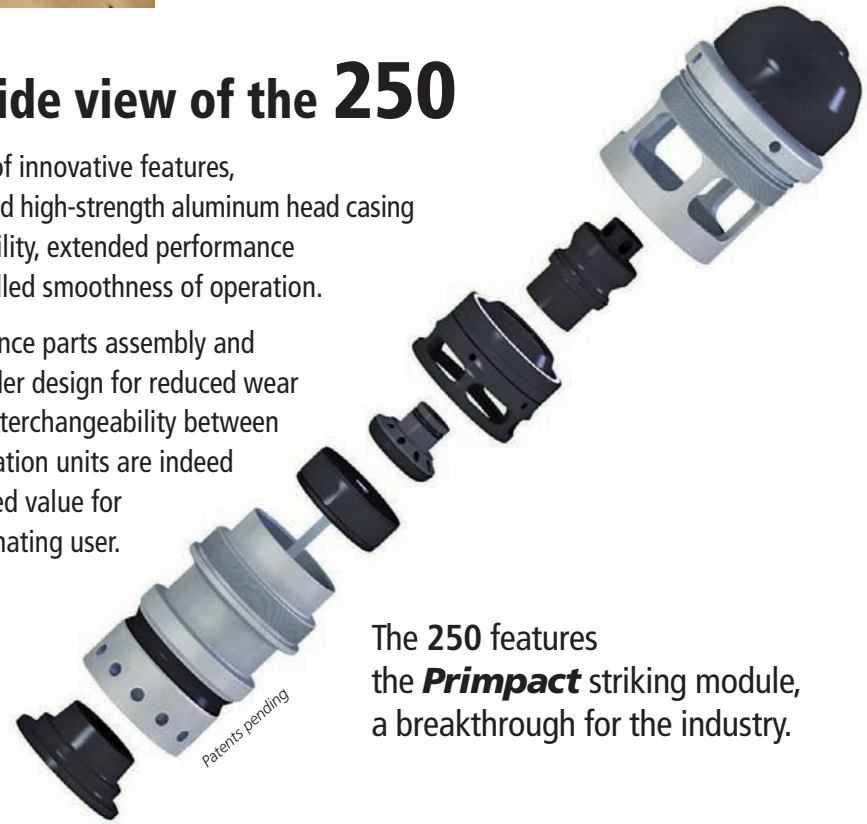
The versatile 250 pneumatic fastening tool embodies the most advanced technical developments in flooring installation.

It combines a high level of R&D and rigorous field testing to offer the expert user an unprecedented ease of manipulation, total precision and unflinching performance.

An inside view of the 250

Packed full of innovative features, the reinforced high-strength aluminum head casing offers reliability, extended performance and unequalled smoothness of operation.

Close-tolerance parts assembly and a new cylinder design for reduced wear and quick interchangeability between same generation units are indeed a great added value for the discriminating user.



The 250 features the **Primact** striking module, a breakthrough for the industry.

Cleat 16 ga	Lenght (inch)	Tool	Box
L	* 1 1/2"	250	* 1,000
	1 3/4"	240	5,000
	* 2"	210	
T	1 1/2"	330	* 1,000
	* 2"	300	

* Also available in stainless steel

Staple 15 1/2 ga	Lenght (inch)	Tool	Box
S	1 1/2"	250	1,000 / 9,600
	1 3/4"	260	1,000 / 7,700
	2"	220	1,000 / 7,700

Shown here is 250ALG, the Extended version of the tool


The added features such as double-mounted bearings for the front rollers, the extended handle and a large capacity nail channel allow for increased productivity.



The **Primact** striking module drastically reduces the occurrences and time to perform maintenance.

Available in nailer or stapler configuration




1135, Jérémie-Fortin Québec, Qc Canada G1J 1R8
 Tél : 1 (418) 522-7744
 USA / CAN : 1 (800) 363-1962
 Fax : 1 (418) 522-7466
 sales@primactech.ca
 www.primactech.ca



EXPERT
 250 series



PNEUMATIC TOOL FOR SOLID HARDWOOD FLOORING
 NAILER OR STAPLER

Printed in Canada 12/2009

250 series

PNEUMATIC TOOL FOR SOLID AND ENGINEERED HARDWOOD FLOORING
All models available either in **L** (nailer), **T** (nailer) or **S** (stapler) configuration



250AR ROLLER BASE VERSION

Adjustable base with factory-installed rollers

Let's Fasten'n Roll
TURBO Style



ENJOY

- Minimal demand on wrist and back
- Total posture ergonomics
- Faster installation
- Maximum accuracy (keeps tool square with board)
- Rolls left or right without coming off the board

Shown here is 250ASR, all 250 tools are available in **L, T or S** configuration

- 5/8" to 3/4" flooring
- Dual action and total precision adjustable baseplate
- No shims required : the built-in adjuster eliminates the use of shims to match the board thickness
- Primapact powered

- Can be actuated from any angle
- Light mallet impact will set nail perfectly
- No recoil
- Simplified maintenance
- Available in 3 configurations: Stapler, L nailer or T nailer

Specifications

Weight: 11 lbs (5kg)
Height: 17 3/4" (451mm)
Length: 15" (327mm)
Capacity: 110 nails or 138 staples

Accessories

- 3" rotating extension handle (A400)
- 200 nails channel (P149)
- TURBO-ROLL, roller shoe, add-on kit (A850)

250A AJUSTABLE BASE MODEL

Adjustable base



Turbo-roll add-on kit for all 250A (A850)

- Designed for adjustable baseplate
- 6 bearing-mounted rollers
- Replaceable urethane wheels

250F FIXED BASE MODEL

3/4" standard base

Designed for 3/4" floor boards, the baseplate is positioned against the top edge of the board.

- Primapact powered
- Can be actuated from any angle
- Light mallet impact will set nail perfectly
- No recoil effect
- Simplified maintenance
- Standard shoe for 3/4" boards

NEW



All 250 tools are available in **L, T or S** configuration



Turbo-roll shoe for the 250F (A750)

- Bearing-mounted rollers
- Replaceable urethane wheels



Specifications

Weight: 10 lbs (4.5kg)
Height: 17 3/4" (451mm)
Length: 15" (327mm)
Capacity: 110 nails, 138 staples
Operating pressure: 85-110 psi

Accessories

- 3" rotating extension handle (A400)
- 200 nails channel (P149)
- TURBO-ROLL, roller shoe plate
- Shoe for 1/2"-9/16" flooring
- TRAK-EDGE for 3/4"-9/16"-1/2" flooring

Main features of the 250A Model

The 250A Model features a fully adjustable baseplate providing 2 distinctive advantages :

1. Telegraphy (Dimple Effect) control: the adjustable front block allows for ultrafine positioning, moving the tool inward or outward the nail pocket to correct the penetration, so as to minimize or eliminate surface deformation.
2. No shims required: the built-in adjuster eliminates the use of shims to match the board thickness.

Common features to all versions of the 250

- short nose and compact valve design provide an all around striking surface and enable the nailing of more boards closer to the end walls.
- High speed action and few moving parts, for a powerful yet soft stroke, a shorter air-saving cycle and increased precision.
- Striking system that regulates the depth of penetration independently from the mallet impact.
- Finely threaded screw-in cartridge assembly for precision, easy dismantling and durability
- Primapact striking module
- Ergonomically designed for efficient handling
- Heavy duty cast aluminum body
- Safety mechanism embedded in baseplate
- Highest grade steel piston and driving blade, will last longer under repeated impacts
- Low center of gravity and perfect balance provide stability
- On-site maintenance, an allen wrench is supplied for essential adjustments
- Comfort grip
- Wood friendly composite shoe
- Extruded aluminum nail channel